

Dear Parents and Carers,

In line with our current learning, we have provided some exciting and fun activities you can try at home with your child. Maths is an important part of learning for all children and is used in many daily routines. As well as numeracy, it helps skills such as problem solving, understanding and using shapes and measure and developing their own spatial awareness. It helps them to recognise, create and describe patterns, which is essential for early problem solving skills.

We hope you have lots of fun taking part in some of the suggested activities below.

Cooking

There are lots of maths opportunities in cooking - measuring, reading scales, counting and recognising numbers as well as language such as 'more' or 'less'.

Enjoy making lemonade, biscuits, cakes or soup!


<https://www.bbcgoodfood.com/recipes/collection/kids-cooking>

<https://realfood.tesco.com/recipes/collections/easy-recipes-for-kids.html>

Other supermarkets are also available! 😊



Water play



Have fun exploring water play in the sink, a bowl of water, a paddling pool or the bath. Use different sized pots and jugs to investigate and understand the idea of volume and capacity. What fits in one jug may not fit in a smaller jug. Use language such as full, empty and half. Of course a lot of the activity at the water tray will involve pouring and measuring, but ask open-ended questions such as, "I wonder if that amount will fit in this jug?" or "Will the water stay in a sieve?" or "What's the best way to find out which cup holds the most?" or "Can you use the funnel to make it easier to get the water in this pot?"

Number rhymes

Sing number rhymes such as 5 speckled frogs, 10 green bottles, 5 little ducks, 5 little monkeys.

Use your fingers to represent the animals or objects.



Number songs

These number songs are sung by the Numberblocks characters. They cover basic skills of counting on, counting backwards, etc.



<https://www.bbc.co.uk/cbeebies/watch/number-songs-from-numberblocks?collection=playlist-collection>

Sumdog

https://www.sumdog.com/user/sign_in


We are offering children an engaging mathematical program called Sumdog Maths.



Sumdog initially asks pupils some maths questions and from this the program analyses a pupil's individual level of learning – ***it is therefore important that you do not give your child the answers to these opening questions as otherwise it will set their level too high and the sessions will then be too difficult for them.*** Instead let them answer the questions themselves. You can then support your child as you feel necessary.

Your child will have an avatar (a cartoon version of a child) which they can first change to look like themselves. As they play maths games and answer questions, your child will earn points. These points can be exchanged for avatar items such as new clothes, items to furnish their online house or even a pet!

Useful Maths websites

-  Choose a category from Counting, Ordering, Measures, Money, Shape and Data handling.

<https://www.topmarks.co.uk/maths-games/3-5-years>

-  Learn colours, compare and order, counting and matching.

<http://www.crickweb.co.uk/Early-Years.html>

Subitising.



Practise instantly recognising patterns and amounts without having to count them.

<https://www.youtube.com/watch?v=nsScVF6Jo6A>



Watch the Numberblocks.

The characters practice concepts such as counting, doubling, difference and shape.



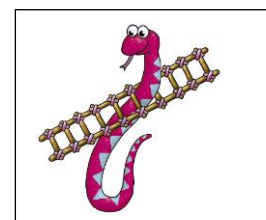
<https://www.bbc.co.uk/iplayer/group/b08bzfhn>

Card and Board games

Play family games such as Snakes and Ladders, Dominoes, Uno, Monopoly, Ludo, Frustration, etc.

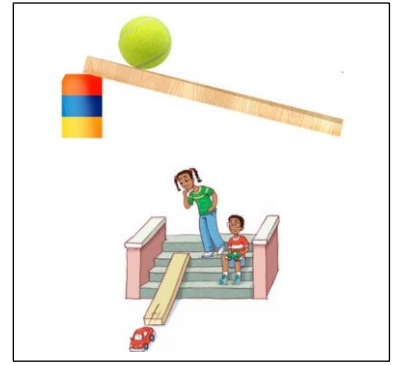
Lots of these games use skills such as counting on.

Subitise the dots on a dice (recognise the pattern, don't count the dots).



Measuring


- Use a board or plank or guttering to create a ramp. What could you use to alter the steepness of the slope? e.g. a box or a step. Your child can investigate slopes using balls or toy vehicles. Which car can travel the furthest? You can extend the activity by using a shoe to measure how far a car travels once it has gone down the slope. How many shoe lengths did it travel? Use a measuring tape to find out how many centimeters it travelled.



Playing shops

You will need:

- Store cupboard food items
- Paper or post-it notes
- Pencil/pen
- Money or plastic toy money



- Get some food and other items out of the cupboard and set up a shop in your living room. Together, you and your child can price each item using post-it notes (numbers to 20.) You can take it in turns to buy items from the shop, adding the numbers together to get the total. Pay with either real money or toy money.

Treasure Hunt

Hide an object. Use clues to give directions and guide another person to find it. For example, 5 steps forward, make a half-turn, take 2 steps then turn right. This is also useful for estimating, e.g. how many steps will it take to reach the cupboard?




Maths stories

Read stories, like 'Goldilocks and the three bears' and '3 Billy Goats Gruff' and talk about size such as small, medium and large.

Read 'The Hungry caterpillar' to practise counting and for practising the days of the week.

<https://www.youtube.com/watch?v=75NQK-Sm1YY>



Snack time sharing

Use snack time to practise cutting food in half, e.g. sandwiches or a banana. Can you cut a sandwich into quarters? Have a picnic with your family and share the food equally.



Hopscotch

Learn how to play hopscotch. Use chalk if you are outside. If you are stuck indoors, put masking tape on the floor.

