

In unit 4 classes, students have the exciting opportunity to learn about the life of 3D artists William Lamb and Anthony Gormley. They will begin by learning about who the artists are, and what artwork they created.

The children will develop their own responses and opinions on the artists' work, and decide which pieces they like, and which they dislike, and why.

They will explore the techniques that they used and how to apply these themselves. They will have some sessions practicing using clay, wire and materials to create both bust figure sculptures and plinth figure sculptures.

The children will use a variety of materials including clay, wire, and cloth to create their final piece

**Topic: Art** – The children will explore the key question 'How can artists bring imagination to life?'.

**Term:**  
Summer 2

**Year:**  
Unit 4

**Duration:**  
5 Weeks

## What I have already learnt:

**Year 5's** : Last year, the year 5's explored Roman architecture and sketch using a variety of techniques. They studied Roman mosaics, understanding why, when and how the Romans created these, and their significance in Roman society. They planned and evaluated, using peer critiquing. The children then used printing to create their own border of repeated geometric patterns.

**Year 6's**: Last year, the year 6's explored work by a range of artists, including Alexander Calder, Alberto Giacometti and Henry Moore. The children explored 3D sculptures created by these artists, and then experimented creating their own sculptures using foil, clay or wire. The year 6's also explored 3D drawings, and experimented creating their own illusions using line, tone and shade,

## What I will learn:

In KS3, children will increase their skills in the handling of different materials. They will also evaluate their own work, and that of others, to strengthen the impact of their work

## How can artists bring imagination to life?

*Week 1: Who are Anthony Gormley and William Lamb and what have they created?*

What I have learned...	I think...	My teacher thinks...
I know who Anthony Gormley is and what his work looks like.		
I know who William Lamb was and what his work looks like.		
I can form my own opinion about their work.	☆☆☆	☆☆☆
I know what plinths and pedestals are and why they are important in art.	☆☆☆	☆☆☆

## How can artists bring imagination to life?

*Week 2 & 3 - How do Gormley and Lamb create plinth and pedestal sculptures?*






I have...	I think...	My teacher thinks...
I know what a bust figure statue is.		
I can create a bust figure statue using clay.		
I know what a plinth figure statue is.		
I can create a plinth figure statue using clay, wire and material.		

## How can artists bring imagination to life?

*Week 4 and 5 - How will I create a piece of 3D art inspired by Gormley or Lamb?*

I have...	I think...	My teacher thinks...
I can design a 3D sculpture based on artist inspiration.	☆☆☆	☆☆☆
I can create a 3D sculpture based on artist inspiration.	☆☆☆	☆☆☆
I can think about what was successful in my own work.	☆☆☆	☆☆☆
I know what I would change if I did it again.	☆☆☆	☆☆☆

Word/ phrase	Meaning
Art	Something made that is made with creativity, skill and that is beautiful or that expresses important ideas or feelings
Depth	How great the distance between the nearest and furthest-looking parts of an arrangement (composition) appears to be.
Plinth	A flat support which separates the sculpture from the environment (also known as the foot)
Pedestal	A column-like form that raises the sculpture and separates it from the base.
Traditional art	Art that is part of a culture of a certain group of people, with skills and knowledge passed down through generations The people or group generally belong to the historical era/ times. These are often paintings or sculptures.
Contemporary art	Art from 1950 onwards, which refers to art that is created in the present day. It includes a wide range of styles and techniques, including pop art and much more.

Observations	Artists observe and represent the world around them.
	
Creativity	Artists are imaginative and can generate their own ideas and explore different approaches, and experiment with various techniques.
	
Understanding	Artists understand the elements and principles of art. These include line, shape and form. They should also grasp balance, proportion and apply them to their artwork.
	
Knowledge	Artists have a good knowledge of materials and techniques. Materials such as paints, pencils and clay. Techniques such as shading, perspective and composition.
	
Awareness	Artists develop an understanding of artists, art movements and different cultural art forms. This enables artists to contextualize their own work and appreciate the diversity of artistic expression.
	
Assessment	Artists are able to reflect on their own artwork and be able to think about its strengths and weaknesses and make improvements.
