



Preston Primary

Unit 1 Puffins and Penguins Newsletter

Friday 2nd February 2024



Love to
Learn

Be a Good
Citizen

Ready for
Work



Collaboration



Communication



Creativity



Critical Thinking

Learning Experience – When I Grow Up...



Ready for
Work

Thank you to the parents who have shared details about their own careers. We have enjoyed sharing these with the children.

This week the children have been exploring timelines. We talked about what **timeline** means and have created several timelines. We talked about days, weeks, months and years. Together we created a timeline for everything we did on one day.

The children discussed the significant events from the day and tried to put them in the correct order. They had discussions about how we take the register in the morning and in the afternoon. They had to justify and reason with one another about the order of events. They remembered that Read Write Inc lessons happen in the morning and recognised that they do not have lunch as soon as they come to school. Once we ordered the school day, they extended the timeline to include before and after school.

In our next session teachers demonstrated their own timelines! Children were fascinated by the significant events in their teachers lives. They were able to help order some of the events by identifying particular features. For example, they knew that the baby picture had to come before the starting school picture. We were able to talk about a '**decade**' and what this means. They related this to their own lives, recognising that they had not experienced a whole decade yet and some of them were 5 years old which is half a decade.

Next week, the children will be creating their own simple timelines. If you sent in a baby photo, they will be using these to help them – or they will draw a picture of themselves as a baby.

Home Learning - You might like to help your child create their own simple timeline at home. This could include pictures of special events in their life. For example: when they were born, their first steps, birthdays, holidays, starting nursery/school. You can create these on Seesaw or bring them in to school next week. Have fun talking about the different events and putting them in date order.



Pincombe's Estate Agent visit

This week a group of children visited local business, Pincombe's, to find out about the role of an Estate Agent. The children met Gerald and Kim who explained how they use all our school values in their job roles. The children learnt that Estate Agents sell homes and are very respectful when talking to clients. Gerald showed them how he takes photos of houses with a special camera. They then had an opportunity to use a camera and take their own photos. Kim explained how she writes a story about every house that is for sale. She uses creativity to design a brochure for every house. The children carried out some role-play. They used the images from the sales brochures to tell one another about the houses, to tempt the other to buy it. They had lots of fun, and it prompted some wonderful vocabulary. In the sales brochures, the children noticed the floor plans. This prompted a conversation about measurements. The children explored some of the different ways of measuring. They decided that using a ruler would not be a good way of measuring a room. The children used tape measures to measure the office. Gerald explained to the children how he did not need to use a tape measure anymore because he now has a special laser machine that measures all the rooms. The children were fascinated by all the information. They made lots of links to learning in school and realised the importance of learning to read, write, and mathematical knowledge for future jobs. Gerald and Kim were delighted to have a visit from the children and said they were very polite and knowledgeable. They were impressed with the eagerness of the children to learn about being an Estate Agent.

Thank you to Gerald and Kim for welcoming us and sharing information about their jobs.




RNLI Visit

This week a small group of children visited RNLI Exmouth as part of our learning enquiry, 'When I Grow Up. They had a tour of the station to find out about the different job roles. The children discovered that the lifeboat crew work as a team to rescue people from the water. They also have a responsibility to look after their specialist suits and ensure that equipment on the lifeboats is correct. The children learnt that everyone at the station is a volunteer, except the Mechanic. They understood that this meant people did not get paid and that they had other jobs to do as well.

One of the most fascinating facts was that if the big lifeboat is tipped over by a wave, it will correct itself and turn back over. The children were also fascinated by how much the lifeboat design has changed over the years. They saw photos and models around the station. In one of the older designs, it was an open top boat and the crew had to use oars. It was lovely to hear the children using the vocabulary 'past'.

The children were inspired by the trip and fascinated by the new knowledge and facts. Thank you to all the volunteers at RNLI Exmouth for welcoming the children.



Lego Discovery – Information



Thank you to everyone who was able to attend the Lego Discovery meeting. We hope you found it useful to understand why we have Lego Discovery as part of our curriculum.

Why Lego Discovery?

The Lego Discovery programme is playful learning that supports our school aims, 'Love to Learn', 'Be Good Citizens' and 'Ready for Work'. The programme enables children to explicitly learn about our school values. Children will talk about the values they have used in each session. These are skills for life and promote character development.

The children work in teams to explore, create, test and share. The theme this year is Boomtown Build. Children will explore the different buildings in a town and create their own. During each session children will have the opportunity to pose and solve problems, build confidence, take risks, apply knowledge, listen and empathise, and use teamwork.

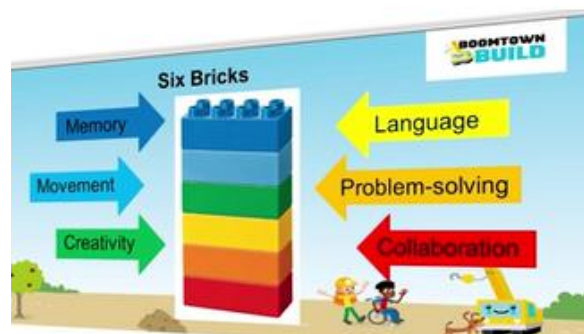


Lego Discovery – Six Bricks Activities at Home

Every Lego session in school starts with at least one 'Six Brick' warm up activity. These activities have many benefits including supporting the development of executive functions of the brain: working memory and cognitive flexibility. Thank you to everyone who came to the parent information session. It was wonderful to share some of the learning benefits and try some six brick activities with you.

Please do not worry if you were unable to attend. Yesterday, your child came home from school with a Duplo Lego box. The box contains twelve Duplo Lego bricks. Six for you and six for your child. Every Friday we will be posting a video with a new six brick activity for you to try at home with your child. These activities are fun and engaging for the whole family. Please share your six brick experiences with us on Seesaw. We cannot wait see all your wonderful and creative responses!


If you have any questions, please do not hesitate to come and ask us.



Author Visit – Clare Helen Welsh

As a whole school we promote a love of reading through a variety of activities. Puffins and Penguins had a very special visit from local author, Clare Helen Welsh. She has written many popular children's books including 'Slime? It's Not Mine', 'Poo! Is That You?' and 'The Tide'.

Clare read her brand new book, 'I Love You More' to the children. They were the first group of children to hear the new book being read aloud; this was a real privilege. It is a great book about the power of love and the children enjoyed acting out the pages.



You can purchase a copy of the book by clicking on the link for Ivybridge Bookshop. [I Love You More - Clare Helen Welsh; Kevin and Kristen Howdeshell; Krist – The Ivybridge Bookshop](#) If you do purchase a copy, please select the option 'collect in store' and we will have all the copies delivered to school to save on the individual delivery costs. After purchasing the book, please forward your order confirmation to foundation@preston.torbay.sch.uk by Friday 9th February so we can collate any orders.



Linked to Puffins and Penguins learning enquiry, 'When I Grow Up', Clare talked to the children about the different jobs she has done over the years but how being an author is her favourite job. She explained that her own children are her inspiration, and her dog, Hope, is her writing buddy. Puffins and Penguins visited Clare's office, 'The Authormobile'. This is a van that she has transformed into a cosy writing space, and it is filled with all her books. Clare often travels around the countryside looking for inspiration for her next book. The children found this very exciting and enjoyed relaxing and reading Clare's books.

Thank you, Clare, for sharing your wonderful books.



Reading for Pleasure

As a whole school we promote a love of reading through a variety of activities. Each half term we have a whole school reading theme and this half term it is called 'Children's Choice'. Everyone has been excited to share their favourite book with their friends. The children have been talking about their favourite part of the book and some children have retold the story themselves to the whole class. We have made a scrap book of all their favourite books so they can refer to it and continue sharing their love of reading. It has been a delight to hear children sharing their love of reading. Here are a few examples.



We are encouraging every child to bring in a book. If your child has not yet participated there is still time. Please discuss with your child which book they would like to share. This can be fiction, non-fiction, poetry, or even a magazine that they enjoy. If one of your child's favourite books is from the school library, please let us know and we will help them find it. We look forward to sharing a love of reading.

Home Learning

- Enjoy listening to this week's story on Seesaw. 'There's a wocket in my pocket' read by Miss Lewis.
- Check your child's book bag or on Seesaw for phonics activities and reading.
- Enjoy the Lego Six Bricks activity on Seesaw.
- Create a simple timeline – see details above.

Dairy dates

- **Wednesday 7th February** – Small group trip to Torquay library
- **Thursday 8th February** – Small group trip to Torquay library
- **Friday 9th February** – Last day of school
- **Monday 19th February** – First day back to school
- **Tuesday 27th & Thursday 29th February** - Parent meetings
- **Friday 8th March** – World Book Day.

Kind Regards, Mrs Bastin, Mrs Clague and the Foundation Stage Team.