

Vincent van Gogh (1853-1890) was a Dutch post-impressionist painter celebrated for his emotionally evocative artworks. His distinctive style, characterized by bold colors and expressive brushwork, revolutionized the art world. Despite grappling with mental health issues and financial hardships, van Gogh produced over 2,000 artworks in his lifetime. His masterpieces, such as "Starry Night" and "Sunflowers," continue to captivate audiences worldwide, cementing his legacy as one of the most influential artists in history.

L.S. Lowry (1887-1976) was a British artist renowned for his unique depictions of industrial landscapes and everyday life in Northern England. His distinctive style featured matchstick-like figures and simplified urban scenes, capturing the atmosphere of working-class communities during the early to mid-20th century. Lowry's paintings, including "Going to Work" and "The Fever Van," offer a poignant reflection on societal change and the human condition, earning him widespread acclaim as one of Britain's most beloved artists.

## What I have already learnt:

In the Puffins and Penguin the children will have explored different art materials through Continuous Provision. During Summer term last year, the children learnt about the artist Andy Goldsworthy and created their own Goldsworthy inspired art which included a trip to the beach to make spiral sand art pictures.

Children in Year 2 have learnt about the artist Wassily Kandinsky and how he painted emotions. The children practiced different drawing techniques of shade and tone and created their own Kandinsky inspired pieces of art.

## What I will learn:

Children in 3/4 will learn still life painting, focusing on composition.

In Year 5/6, children will learn how to capture a moment, by selecting colours and techniques for effect.

<b>Topic: Art —How does time impact Art?</b>	<b>Term: Spring 2</b>	<b>Year: Unit 2</b>	<b>Duration: 4 Weeks</b>
--	-----------------------	---------------------	--------------------------

Week 1: Who is Vincent Van Gogh and what artistic techniques did he use to create his art?	
Steps in learning:	Do I know this?
I know who Vincent Van Gogh is.	
I understand Vincent Van Gogh's artistic style.	
I know the artistic techniques Vincent Van Gogh used.	
I know not all people like the same art.	
I can say what things I like about a piece of art.	
I can say what things I do not like about a piece of art.	
I know how Van Gogh ensured his paint did not mix in his paintings.	
I know how Van Gogh made his paintings look 3D.	
I can think like an artist and choose colours and brush strokes like Van Gogh did.	

Week 3, 4 and 5: Use of colour. Lowry's use of perspective. Creating my own Lowry or Van Gogh inspired painting.	
Steps in learning:	Do I know this?
I know how colours can be used to represent different moods.	
I can describe how a painting makes me feel.	
I can choose different colours to represent different moods.	
I know what perspective means.	
I can draw in the style of Lowry.	
I know about grid drawing.	
I can create my own piece of artwork inspired by either Van Gogh or Lowry.	

Week 2: What are primary colours and who is L S Lowry?	
Steps in learning:	Do I know this?
I know what the three primary colours are.	
I know what secondary colours are.	
I know who L S Lowry is.	
I know what L S Lowry liked to paint.	
I know what art materials L S Lowry liked to use.	



L.S. Lowry (1887-1976) was a British artist. Lowry often painted industrial scenes and everyday life in Northern England, using a distinctive style with matchstick-like figures.



Vincent van Gogh (1853-1890) was a Dutch post-impressionist painter. He did not like having his photo taken. This is photo was taken when Gogh was 19 years old.





Vocabulary	Definition
Artists	A person who creates art.
Portraits	A painting of a person.
Landscapes	A painting of the surrounding area.
Impressionism	A style of painting using dabs of paint and colour, with visible brush strokes.
Post-impressionism	The work of some famous artists including Van Gogh, who used bright colours and symbols to show emotions and feelings in their artwork.
City-scape	The surrounding area in a city.
Industrial	Having a lot of factories.
Primary colours	Yellow, red and blue – these are the colours that can be mixed together to create all the other colours.
Secondary colours	Purple, green and orange are created when mixing two primary colours together.

#### Books for further research:



Disciplinary knowledge is how we learn to think like Artists. We will use these skills throughout our

Long Enquiries:

Drawing – practical and theoretical knowledge	Drawing at Preston will bring children through the four stages of development of Primary age. These are scribbling, pre-schematic, schematic and dawn realism. They will be able to draw both imagined and from observations, edges and will experiment with tone, line, point and pattern. The children will use a range of materials in this area.
 Drawing	
Painting – practical and theoretical knowledge	Children will start to learn colour theory, appreciating which colours can be used for certain effects. This will include mixing primary and secondary colours to create shade and tones. They will also look at the effect of light, dark and shade.
 Painting	
3D – practical and theoretical knowledge	Children will be able to create 3D structures using varying materials for differing effects. They will be able to create 3D sculptures from 2D stimuli selecting the right tools and materials for the task.
 3D	
Evaluative skills - disciplinary knowledge	A key thread running through all Art and Design lessons at Preston is developing children's Evaluative skills. Critical thinking enables children to experiment and invent predominantly through their sketch work. They will identify things that they like and dislike in peers and their own work as well as famous artists. Selecting what they might want to incorporate into their own work and be able to articulate the purpose of their selection. They will also be able to understand that many pieces of famous art will have a message and will be able to understand the opinion of an artist.
 Evaluate	

#### Websites for further research:

[Dena Peterson - Portraits, Van Gogh Style: How to Paint Like Vincent Van Gogh \(youtube.com\)](#) [BBC Two - Bitesize Primary, Art and Design 2, Art History, L.S. Lowry in his own words](#)

There are lots of tutorials available for children and grown-ups to follow on YouTube to develop a love of art and art skills.

We recommend looking the 'Art for Kids Hub - YouTube' as a great starting point to encourage children to draw.