

Topic: Art – How does time impact art?









Term: Summer 2










Unit 2: Years 1 & 2

Duration: 7 weeks

The Powerful Knowledge we will take away from this Learning Enquiry (what will be learning):

	To know the life and works of Vincent Van Gogh and understand his style and techniques.
	To know how to mix primary colours to create secondary colours and understand how the use of colour can create moods.
	To know the life and works of L S Lowry and understand his style and techniques.
	To know how significant changes have been reflected through art.
	To plan a piece of art.
	To create a piece of art inspired by techniques these artists have used.

Our Key Vocabulary:

Word	Image	Meaning
Artist		A person who creates art.
Portraits		A painting of a person.
Landscapes		A painting of the surrounding area.
Impressionism		A style of painting using dabs of paint and colour, with visible brush strokes
Post-Impressionism		the work of some famous artists including van Gogh, who used bright colours and symbols to show emotions and feelings in their artwork
Cityscape		The surrounding area in a city.
Industrial		Having a lot of factories.
Primary colours		Yellow, red and blue – these are the colours that can be mixed together to create all the other colours.
Secondary colours		Purple, green and orange are created when mixing two primary colours together.

Books and websites for further research:



Websites

There are lots of tutorials available for children and grown-ups to follow on YouTube to develop a love of art and art skills.

We recommend looking the [‘Art for Kids Hub - YouTube’](#) as a great starting point to encourage children to draw.

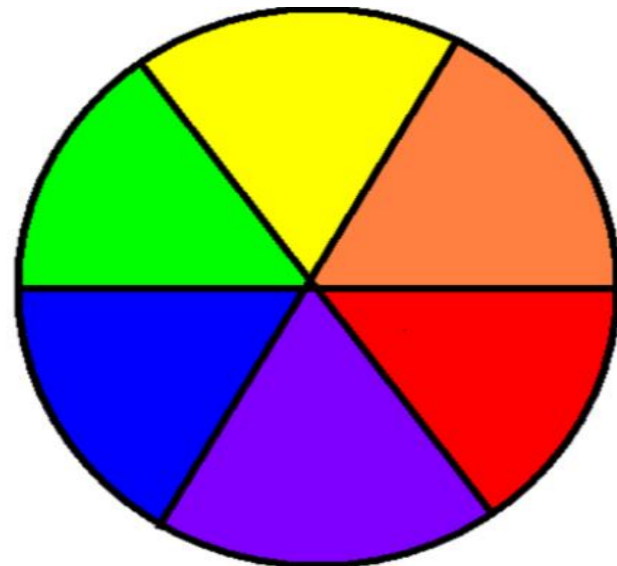
Progression of learning

In the Puffins and Penguins the children will have explored the differing art materials through Continuous Provision.


In this enquiry, they will start to learn about colour theory, introducing primary and secondary colours.

When they move to KS2, this is developed further with the addition of tones and shades to the colour wheel.

Below is a diagram of the colour wheel, showing primary (red, blue, and yellow) and secondary (orange, purple, and green) colours.



This is a famous painting by Van Gogh, called The Starry Night. We can see how he used colour and texture to create movement within his paintings. Van Gogh lived in the 1800s and enjoyed painting rural scenes.



We will be comparing the vibrancy of Van Gogh’s paintings with L S Lowry. He lived at the start of the 1900s, when the world was becoming much more industrial. His painting are much darker, and show the hustle and bustle of city life.